



S2-460/144

460W / 144 Cells

With excellent anti-PID performance guarantee, higher module conversion efficiency and advanced glass & cell surface textured design, the S2 solar panel is durable, resilient and highly performative.

FEATURES



15-year Warranty for Materials & Processing



30-year Warranty for Extra Linear Power Output



Durability Against Extreme Environmental Conditions

(High salt mist & ammonia resistance certified by TUV NORD)



PID Resistance

(Excellent Anti-PID performance guarantee limited power degradation for mass production)



High Efficiency

(Higher module conversion efficiency [up to 21.65%] benefit from half cell structure [low resistance characteristic])



Low-light Performance

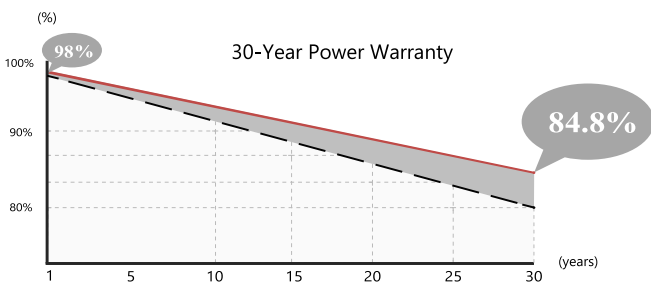
(Advanced glass and cell surface textured design ensure excellent performance in low-light environment)



Severe Weather Resilience

(Certified to withstand: Wind load 2400 pascal, & snow load 5400 pascal)

Additional Value



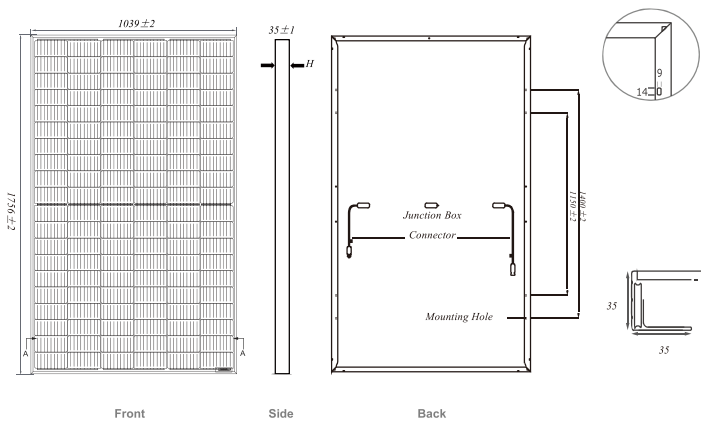
IEC61215, IEC61730, IEC61701, IEC62716, IEC62804
ISO 9001:2015: ISO Quality Management System
ISO 14001: 2015: ISO Environment Management System

SPECIFICATIONS

Model	S2-460/144	
Mechanical Specification		
Cell	Mono	
No. of Cells	144 (6x24)	
Cable Length	300 mm (+) / 300 mm (-)	
Cable Cross Section Size	4 mm ² (IEC)	
Junction Box	IP67,3 diodes	
Connector	MC4	
Operation		
Maximum System Voltage	1,500 VDC	
Maximum Series Fuse	25 A	
Maximum StaticLoad,Front	5,400 Pa (112 lb/ft ²)	
Maximum StaticLoad,Back	2,400 Pa (50 lb/ft ²)	
Operating Temperature	-40°C ± 85°C	
Safety Class	Class II	
Electrical Characteristics		
Testing Condition	STC	NOCT
Maximum Power (Pmax/Wp)	460	348
Open Circuit Voltage (Voc/V)	50.01	47.38
Short Circuit Current (Isc/A)	11.45	9.33
Voltage at Maximum Power (Vmp/V)	42.13	39.68
Current at Maximum Power (Imp/A)	10.92	8.76
Module Efficiency (%)	21.04	
Temperature Ratings		
Nominal Operating Cell Temperature	45 ± 2°C	
Temperature Coefficient of Isc	+0.044% /°C	
Temperature Coefficient of Voc	-0.272% /°C	
Temperature Coefficient of Pmax	-0.350% /°C	
Physical		
Dimension, L x W x T (mm)	2,102 ± 2 x 1,040 ± 2 x 35 ± 1	
Net Weight (kg)	23 ± 3%	
Cells Type	Mono 182 x 91 mm	
Packaging	31 pcs/pallet, 715 pcs/40 HQ container	

STC:AM1.5 1000W/m² 25°C NOCT:AM1.5 800W/m² 20°C 1m/s Test uncertainty for Pmax ± 3%

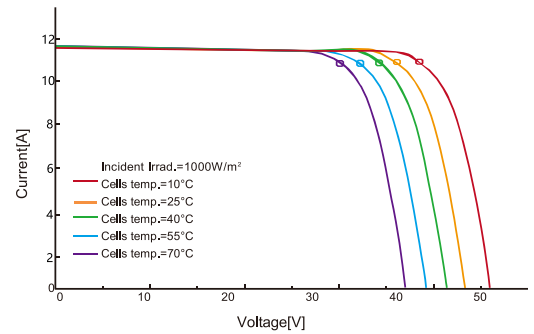
LAYOUT



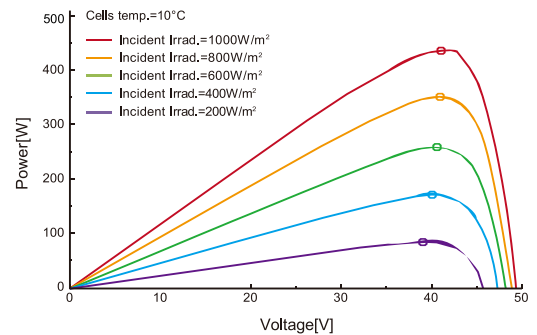
*Customized frame color and cable length available upon request

CHARACTERISTICS

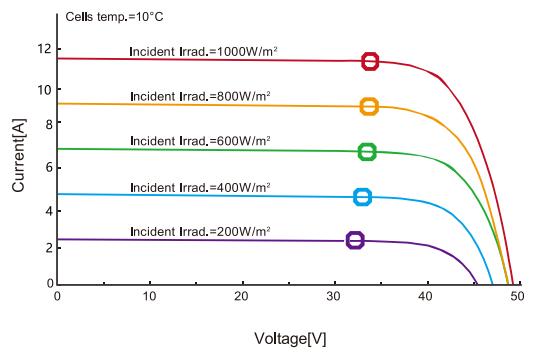
Current/Voltage curve (A/V)



Power/Voltage curve (W/V)



Current/Voltage curve (A/V)



Product specifications are subject to change without prior notice.