



TOPCon 182 Solar Module

PCE-575-72N

575 w / 144 Cells - N-Type Half-Cell Mono PV Module



FEATURES



15-year Warranty for Materials & Processing



30-year Warranty for Extra Linear Power Output



Durability Against Extreme Environmental Conditions

High salt mist & ammonia resistance certified by TUV NORD



PID Resistance

Excellent Anti-PID performance guarantee via optimized mass-production process and materials control



High Efficiency

Higher module conversion efficiency benefit from half cell structure [low resistance characteristic]



Low-light Performance

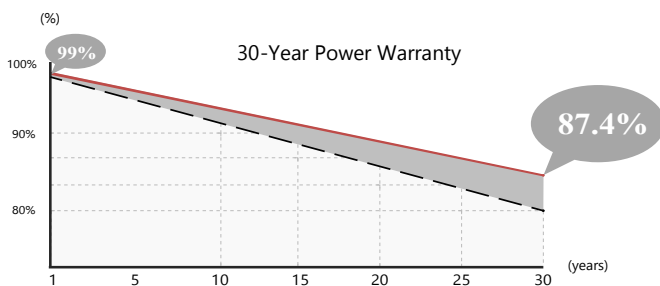
Advanced glass and cell surface textured design ensure excellent performance in low-light environment



Severe Weather Resilience

Certified to withstand: Wind load 2400 pascal, & snow load 5400 pascal

Additional Value



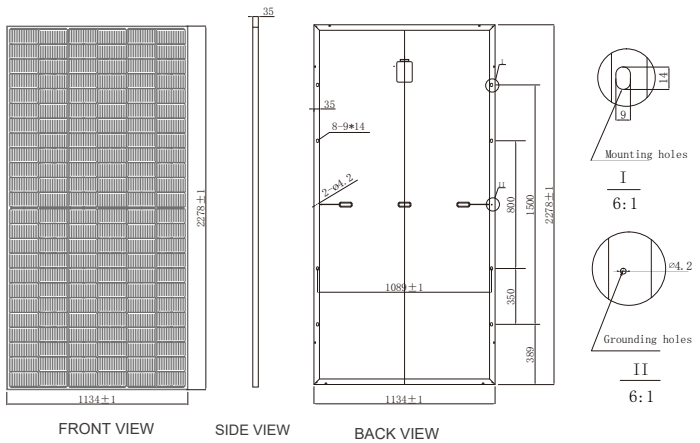
IEC61215, IEC61730, IEC61701, IEC62716, IEC62804
 ISO 9001: 2015: ISO Quality Management Systems
 ISO 14001: 2015: ISO Environment Management Systems
 OHSAS 18001: 2007: Occupational Health and Safety Management Systems

SPECIFICATIONS

Model		PCE-575-72N
Mechanical Specification		
Cell	N-Type Monocrystalline	
No. of Cells	144 (6x24)	
Cable Length	300 (+) / 300 (-) mm or customized length	
Cable Cross Section Size	4 mm ² (IEC)	
Junction Box	IP68,3 diodes	
Connector	MC4	
Operation		
Maximum System Voltage	1,500 VDC	
Maximum Series Fuse	25 A	
Maximum StaticLoad,Front	5,400 Pa (112 lb/ft ²)	
Maximum StaticLoad,Back	2,400 Pa (50 lb/ft ²)	
Operating Temperature	-40°C ± 85°C	
Safety Class	Class II	
Electrical Characteristics		
Testing Condition	STC	NOCT
Maximum Power (Pmax/Wp)	575	434
Open Circuit Voltage (Voc/V)	51.17	48.47
Short Circuit Current (Isc/A)	14.26	11.58
Voltage at Maximum Power (Vmp/V)	42.63	39.65
Current at Maximum Power (Imp/A)	13.49	10.95
Module Efficiency	22.3%	
Temperature Ratings		
Nominal Operating Cell Temperature	45 ± 2°C	
Temperature Coefficient of Isc	+0.045% /°C	
Temperature Coefficient of Voc	-0.275% /°C	
Temperature Coefficient of Pmax	-0.350% /°C	
Physical		
Dimension, L x W x T (mm)	2,278 ± 2 x 1,134 ± 2 x 35 ± 1	
Net Weight (kg)	28.6 ± 3%	
Cells Type	TOPCon 182-16BB	
Packaging	31 pcs/pallet, 620 pcs/40 HQ container	

STC:AM1.5 1000W/m² 25°C NOCT:AM1.5 800W/m² 20°C 1m/s Test uncertainty for Pmax ± 3%

LAYOUT



pcepower.com

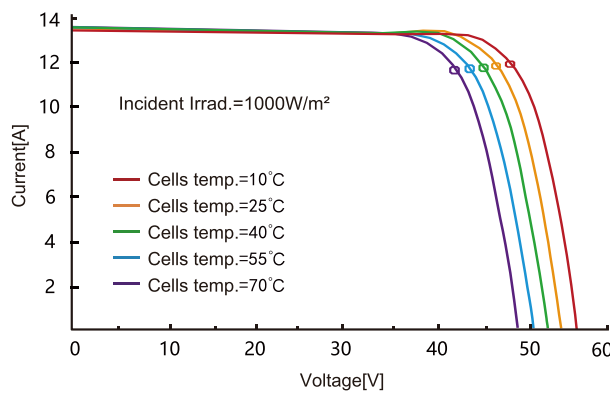
© 2023 PCE Power - All rights reserved. Specifications are subject to change without notice

PCE Power Inc. Toronto, Canada | PCE Power FZE Dubai, UAE | PCE Power Europe Nicosia, Cyprus | PCE Power Guangzhou Guangzhou, China

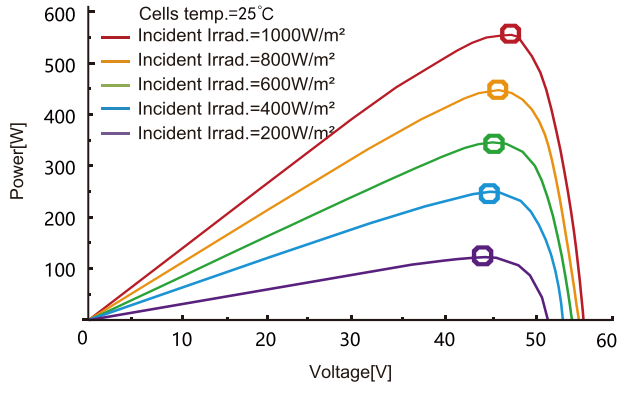


CHARACTERISTICS

Current/Voltage curve (A/V)



Power/Voltage curve (W/V)



Current/Voltage curve (A/V)

